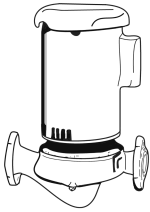


JOB:	REPRESENTATIVE:	
UNIT TAG:	ORDER NO.	DATE:
ENGINEER:	SUBMITTED BY:	DATE:
CONTRACTOR:	APPROVED BY:	DATE:



Series 90

Centrifugal Pumps

Vertical In-Line Close-Coupled

1750 RPM Three Phase

FEATURES

- Lead-Free[†] Bronze Fitted Construction
- Cast Iron Volute
- Lead-Free[†] Brass Impeller

TYPE OF SEAL

- Standard Seal
Buna-Carbon/Ceramic
0°F to +225°F
(-18°C to +107°C)

WORKING PRESSURE

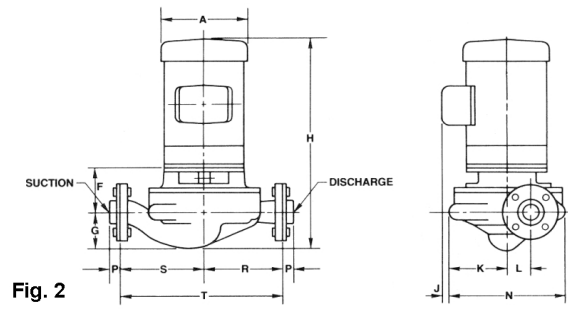
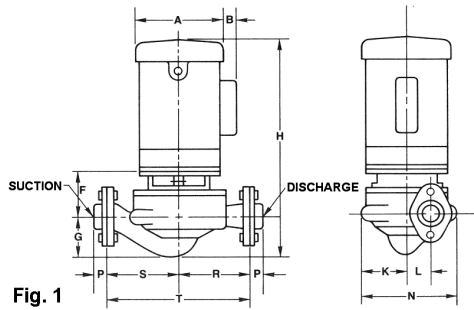
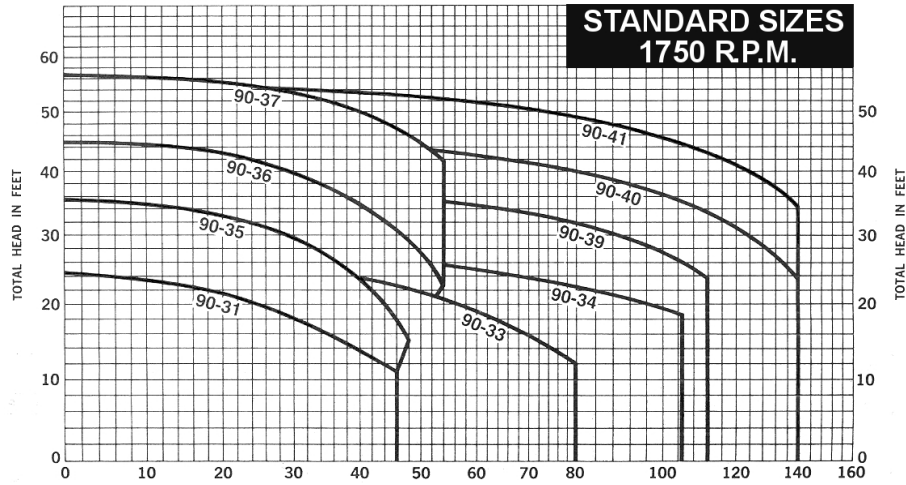
- Standard Seal 175 psi (12 bar) W.P.

[†]Contains less than 0.25% Lead content by weight on wetted surfaces.

SCHEDULE

MODEL NUMBER	PART NUMBER	VOLTAGE	PHASE	CYCLE	TAGGING INFORMATION	QUANTITY
90-31T	179041LF	208-230/460	3	60		
90-33T	179043LF	208-230/460	3	60		
90-34T	179045LF	208-230/460	3	60		
90-35T	179047LF	208-230/460	3	60		
90-36T	179049LF	208-230/460	3	60		
90-37T	179051LF	208-230/460	3	60		
90-39T	179053LF	208-230/460	3	60		
90-40T	179055LF	208-230/460	3	60		
90-41T	179056LF	208-230/460	3	60		

All single phase motors have built-in overload protection. Motors are open drip proof.



1750 RPM FIG. 1 ALL MOTORS ARE THREE PHASE - FRAME NO. 56

MODEL NO.	PUMP SIZE	SUCTION & DISCHARGE SIZE INS NPT	MOTOR H.P.	NO. OF FLANGE BOLTS	DIMENSIONS - IN INCHES (MM)										
					MAX A	F	G	MAX. H	K	L	N	P	R	S	T
90-31T	1-1/4AA	1-1/4	1/4	2	7-1/2 (190)	2-3/4 (70)	3-7/16 (87)	14-1/4 (362)	3-5/8 (92)	1-3/8 (35)	7-1/2 (190)	3/4 (19)	5 (127)	6 (152)	11 (279)
90-33T	1-1/2AA	1-1/2	1/2	2	7-1/2 (190)	2-7/8 (73)	3-5/8 (92)	15-1/2 (394)	3-3/4 (95)	1-3/8 (35)	7-7/8 (200)	3/4 (19)	5 (127)	6-1/2 (165)	11-1/2 (292)
90-34T	2AA	2	3/4	4	7-1/2 (190)	3 (76)	3-3/4 (95)	16-3/4 (425)	3-3/4 (95)	1-3/8 (35)	8 (203)	3/16 (5)	5 (127)	6-1/2 (165)	11-1/2 (292)
90-35T	1-1/2A	1-1/2	1/2	2	7-1/2 (190)	3-11/16 (94)	3-1/4 (83)	16 (406)	4-5/8 (117)	1 (25)	9-1/2 (241)	3/4 (19)	6-1/2 (165)	7 (178)	13-1/2 (343)
90-36T	1-1/2A	1-1/2	3/4	2	7-1/2 (190)	3-11/16 (94)	3-1/4 (83)	17 (432)	4-5/8 (117)	1 (25)	9-1/2 (241)	3/4 (19)	6-1/2 (165)	7 (178)	13-1/2 (343)
90-37T	1-1/2A	1-1/2	1	2	7-1/2 (190)	3-11/16 (94)	3-1/4 (83)	17 (432)	4-5/8 (117)	1 (25)	9-1/2 (241)	3/4 (19)	6-1/2 (165)	7 (178)	13-1/2 (343)
90-39T	2A	2	1	4	7-1/2 (190)	3-11/16 (94)	3-1/2 (89)	17-1/4 (438)	4-3/4 (121)	1 (25)	9-7/8 (251)	13/16 (21)	6-1/2 (165)	7-1/2 (190)	14 (356)
90-40T	2A	2	1-1/2	4	7-1/2 (190)	3-11/16 (94)	3-1/2 (89)	17-3/4 (451)	4-3/4 (121)	1 (25)	9-7/8 (251)	13/16 (21)	6-1/2 (165)	7-1/2 (190)	14 (356)
90-41T	2A	2	2	4	7-1/2 (190)	3-11/16 (94)	3-1/2 (89)	18-1/4 (464)	4-3/4 (121)	1 (25)	9-7/8 (251)	13/16 (21)	6-1/2 (165)	7-1/2 (190)	14 (356)

Dimensions are subject to change. Not to be used for construction purposes unless certified.

Xylem Inc.
 8200 N. Austin Avenue
 Morton Grove, IL 60053
 Phone: (847)966-3700
 Fax: (847)965-8379
 www.xyleminc.com/brands/bellgossett

